



# ENERG

енергия · ενέργεια

Y


IJA

IE





IA


## SAMSUNG

### AE160CXYDGK / MIM-E03CN






- + 
- + 
- + 
- + 



- A+++
- A++
- A+
- A
- B
- C
- D
- E
- F
- G






**ENERG**  
енергия · ενέργεια



**SAMSUNG** AE160CXYDGK



55 °C

35 °C



**A++**

**A+++**

**65 dB**

Energy consumption data for two conditions:

- Condition 1 (55 °C): 16 kW (dark blue), 16 kW (medium blue), 16 kW (light blue)
- Condition 2 (35 °C): 16 kW (dark blue), 16 kW (medium blue), 16 kW (light blue)

Map of Europe with shaded regions in dark, medium, and light blue.



# ENERG

енергия · ενέργεια

Y


IJA

IE

IA

## SAMSUNG

### AE160CXYDGK / MIM-E03EN



A<sup>++</sup>

A<sup>+++</sup>

A<sup>++</sup>

A<sup>++</sup>

A<sup>+</sup>

A

B

C


D

E

F

G

+



+



+



+





# ENERG

енергия · ενεργεια

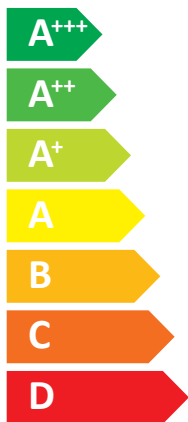
Y

IJA

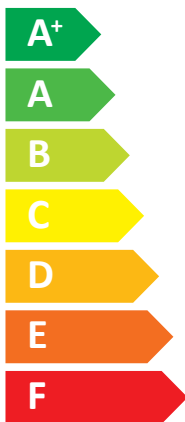
IE

IA

**SAMSUNG** AE160CXYDGGK / AE260CNWMGG



A++



A



44 dB



65 dB



■ 16 kW

■ 16 kW

■ 16 kW



# ENERG

енергия · ενεργεια

Y

IJA

IE

IA

## SAMSUNG

AE160CXYDGK / AE260CNWMGG /  
MWR-WW10N

Icon of a heating system (boiler/radiator) with a black arrow pointing left containing **A<sup>++</sup>** and a radiator icon.

Icon of a water tap with a black arrow pointing left containing **A** and an **XL** icon.

Energy scale for heating system with a radiator icon at the top. The scale consists of horizontal bars of increasing length from G (red) to A<sup>+++</sup> (green). A black arrow on the right points to the **A<sup>++</sup>** level.

Icon of a solar panel with a plus sign and a blue square box.

Icon of a refrigerator with a plus sign and a blue square box containing an **X**.

Icon of a hand touching a control panel with a plus sign and a blue square box containing an **X**.

Icon of a heating system with a plus sign and a blue square box.


Energy scale for refrigerator with a water tap icon and **XL** text at the top. The scale consists of horizontal bars of increasing length from G (red) to A<sup>+++</sup> (green). A black arrow on the right points to the **A** level.



# ENERGY

**SAMSUNG**

AE160CXYDGK / MIM-E03CN



**A<sup>++</sup>**

**A<sup>+++</sup>**

**A<sup>++</sup>**

**A<sup>++</sup>**

**A<sup>+</sup>**

**A**

**B**

**C**


**D**

**E**

**F**

**G**

+



+



+




+





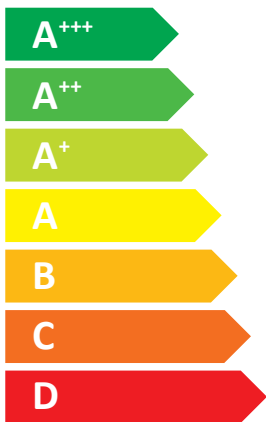
# ENERGY

**SAMSUNG** AE160CXYDGK



55 °C

35 °C



A<sup>++</sup>

A<sup>+++</sup>



65 dB

■ 16  
■ **16**  
■ 16  
kW

■ 16  
■ **16**  
■ 16  
kW






# ENERGY

**SAMSUNG**

AE160CXYDGK / MIM-E03EN



**A<sup>++</sup>**

**A<sup>+++</sup>**

**A<sup>++</sup>**

**A<sup>++</sup>**

**A<sup>+</sup>**

**A**

**B**

**C**


**D**

**E**

**F**

**G**

+



+



+



+

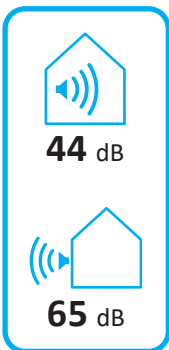
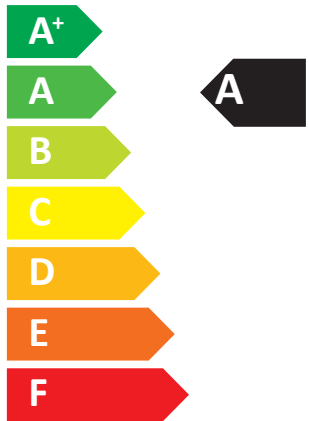
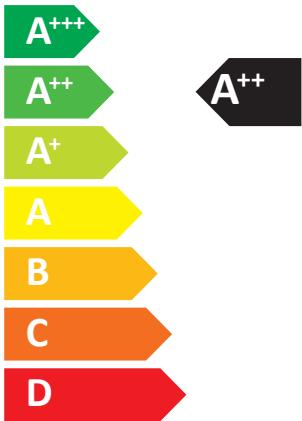






# ENERGY

**SAMSUNG** AE160CXYDGK / AE260CNWMGG





# ENERGY

**SAMSUNG**

AE160CXYDGK / AE260CNWMGG /  
MWR-WW10N

Water heater icon, A++ energy class, radiator icon, A energy class, tap icon with XL label.

Radiator icon, Energy scale from A+++ to G, A++ label.

+ Solar panel icon, + Water tank icon, + Touch control icon, + Water heater icon.

Tap icon with XL label, Energy scale from A+++ to G, A label.